


SUBSCRIBE TO TEXT MESSAGE ALERTS

1. Log into **Skyward Family Access**:

<https://skyward.pearlandisd.org/scripts/wsisa.dll/WService=wsEPlus/seplog01.w>

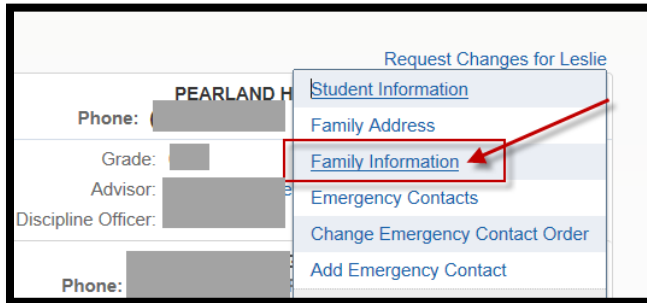
2. From the **HOME** menu, click on the **Student Info** tab.
3. Your student's or students' demographic information will display. You may then click on the link **"Request Changes for (student name)."**

EXAMPLE:

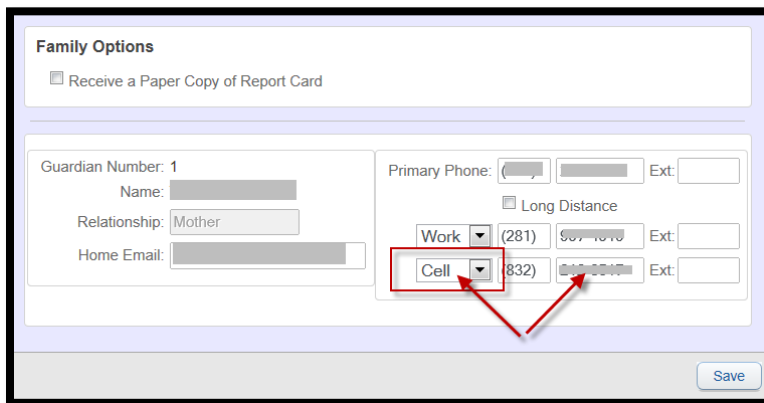


4. Click on the **"Family Information"** link.

EXAMPLE:



5. In the drop-down boxes for phone numbers, enter your cell phone number as **"Cell."** If a number is listed in the cellular field, Pearland ISD will send you information via text messages to that number.



6. After verifying your information and coding your cellular number as **"Cell,"** click on the **"Save"** button to save any changes.

MORE INFORMATION:

- When receiving the welcome text message, parents wishing to opt out of future messages should send only a text reply **"STOP PISD."** Or for more information, text reply **"HELP."**
- Once opted out, a number will not receive any more text messages from Pearland ISD.
- All confirmation text messages and alerts will come from **23177** or **63079**. Please save this number as your Pearland ISD contact so you can quickly recognize it as the official source of the text messages.