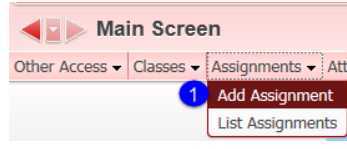
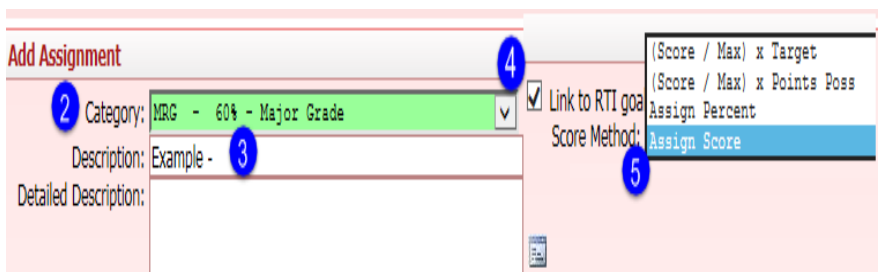
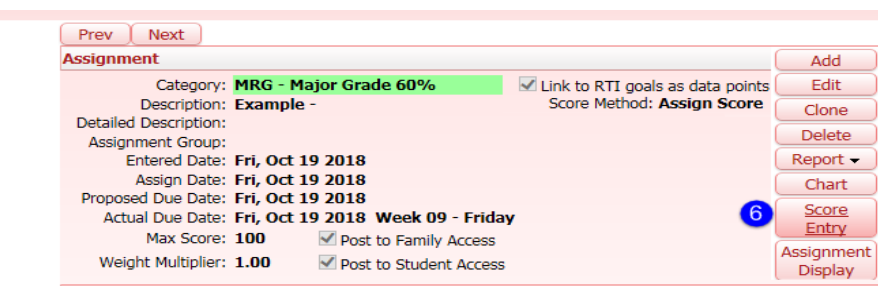
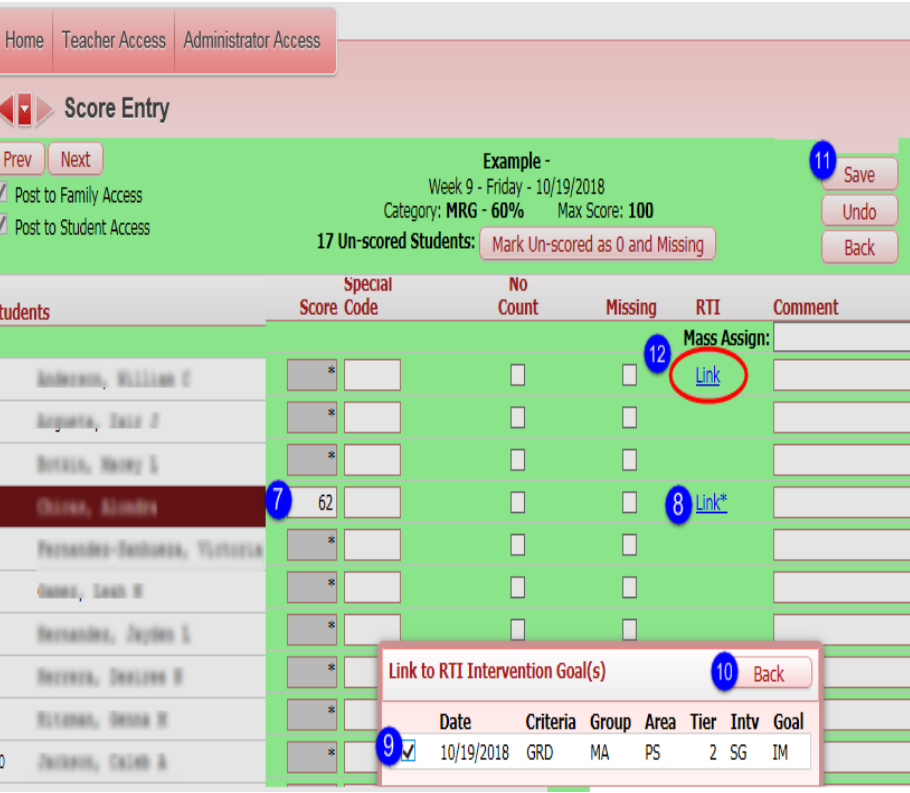


RTI Link Assignments to apply Data points for Progress Monitoring

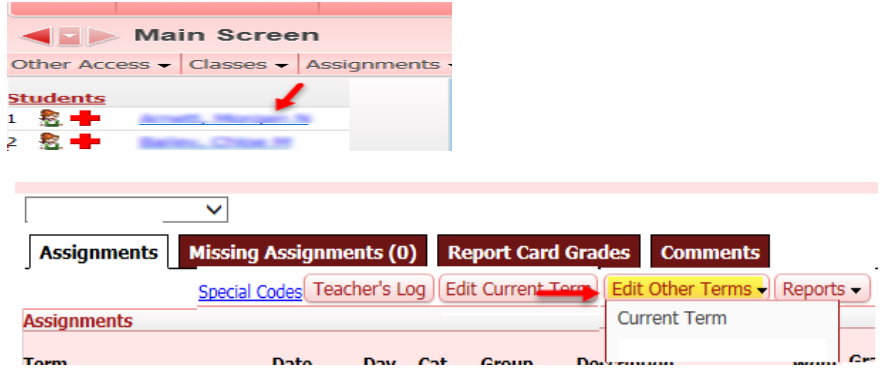
To use the RTI Link via Assignments, the student must have an Initial Score and Target Score entered in the Intervention.

<p>1. Add Assignment</p>	
<p>2. Select the Category for the Assignment</p> <p>3. Name the Assignment</p> <p>4. Place a checkmark in the box next to Link to RTI goal</p> <p>5. Choose Assign Score from the dropdown menu</p>	
<p>6. Score Entry</p>	
<p>7. Enter the score</p> <p>8. To Link the Assignment, click the Link hyperlink</p> <p>9. Place a checkmark next to Intervention Data Points should be applied. Verify the correct Group the assignment should be applied if more than one Intervention</p> <p>10. Click the Back Button</p> <p>11. Save</p> <p>12. NOTE: Any student with an Intervention regardless of subject/group/area will have the Link Option listed but does not require the assignment to be applied.</p>	

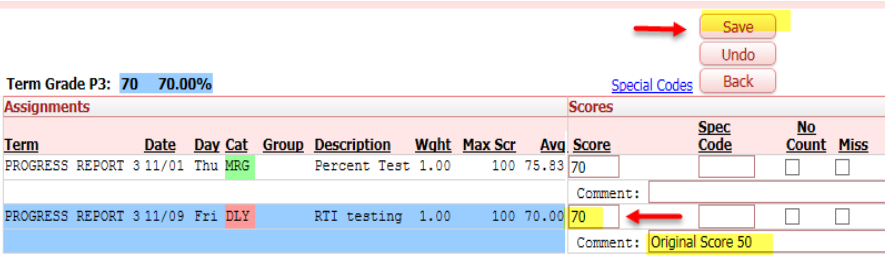
******* Please NOTE *******

If a student makes corrections to the Assignment that was linked for RTI, you must enter the corrected grade on the specific student and not on the actual assignment to keep the original score earned in the RTI Data Points for Progress Monitoring.

Click on the Student's Name
Select the Edit Other Terms drop down menu



Update the new grade and make a comment stating the original grade and save.

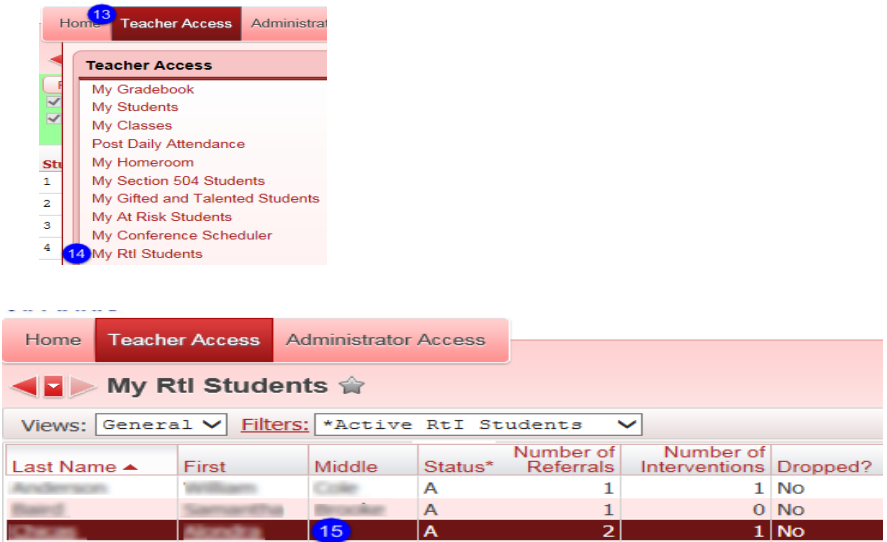


Viewing the Progress Monitoring from the Teacher Gradebook

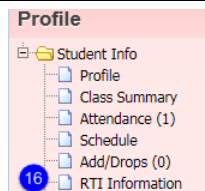
13. Teacher Access

14. My RTI Students

15. Click on Student's name



16. Choose RTI Information under Profile



17. Click on the PM from the Student Intervention listed at the bottom of the page to review Progress Monitoring Data Points

Watch List Flags
This student has no Watch List flags.

Team Referrals

				Referral Date	Date Received	Date Closed	Status	Criteria Type	Criteria
V	A	CF	H	09/05/2018	09/05/2018		New	GRD	MA
V	A	CF	H	09/05/2018	09/05/2018		New	GRD	REA

** Indicates that Intervention is linked to a Team Referral*

Student Interventions

					Criteria Type	Group	Area	Begin Date	End Date	Tier	Interv	Freq	Pri Goal	Score	Result
V	PM	M	A	CF	H	GRD	MA	PS	10/19/2018	2	SG		IM	25	

18. Select the View Data Points tab

19. The Linked Assignment/Score, which was entered from the gradebook and will be listed

View Student Intervention Goals

Views: [General](#) Filters: [Skyward Default Clone](#) [View](#)

Goal	Initial Score	Target	Monitoring Frequency	Assessment Tool	Points Possible	Primary?	Status	
IM	25	70		IMA	100	Yes	Active	View Data Points

View Student Intervention Data Points

Goal IM Data Points for [Thomas, Alexandra](#) [Add](#) [Edit](#) [Create Graph](#)

Date	Score	Target	Entered By	Display on Graph	Notes
10/19/2018	62	70	Garcia, Natasha Thornton	Y	Scored from Example - (10/19/2018) 844, Natasha Garcia
10/19/2018	25	70	Etzel, Kimberly	Y	Initial Score