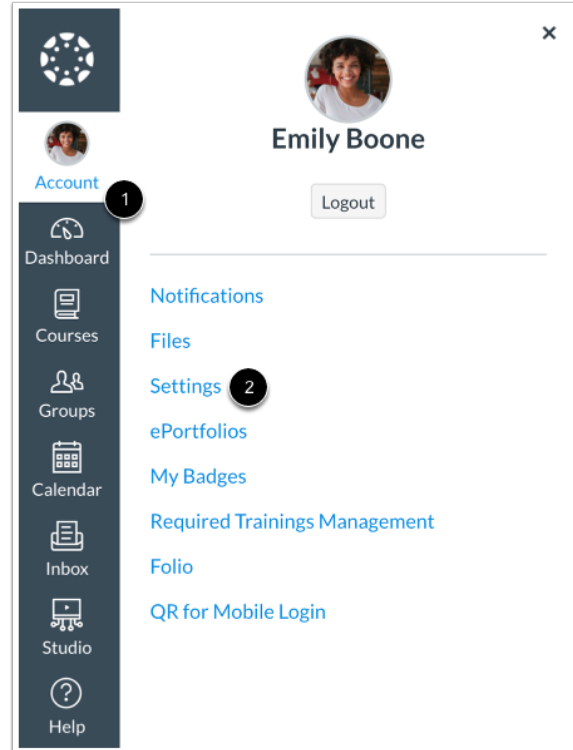


CANVAS PARENT PAIRING

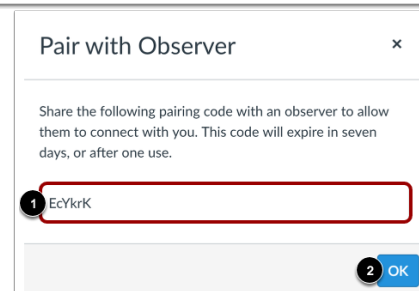
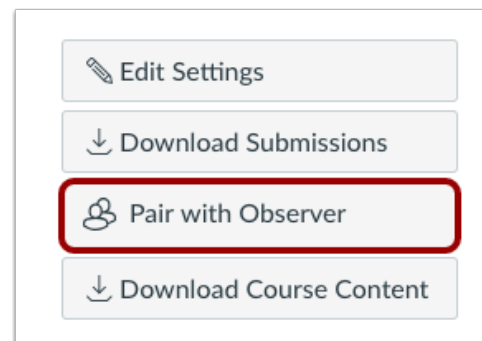
Generating a Pairing Code



1. Log in to the **student's Canvas** account: <https://pearland.instructure.com>
2. In Global Navigation, click the **Account** link [1], then click the **Settings** link [2].



3. Click the **Pair with Observer** button.
4. Copy the **six-digit alphanumeric pairing code** [1]. The pairing code will **expire** after seven days or its first use.
5. You will use this code to complete the next section.



CANVAS PARENT PAIRING

Creating an Account



1. After receiving the code from your student, go to:
<https://pearland.instructure.com/login/canvas>
2. Select **Click Here For an Account**

- Complete the following:
3. Type your first and last name
 4. Type your email address
 5. Create a unique password
 6. Re-type the password
 7. Type the code received from your student's account
 8. Check the box
 9. Click Start Participating