

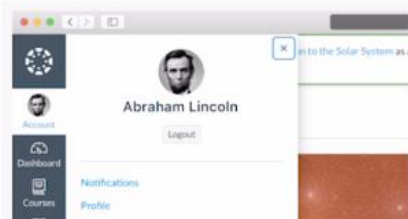
Canvas: The Parent App

How to Login



If you have not done so already, please click on the clip below and follow the instructions, to pair with your student.

Pairing Clip

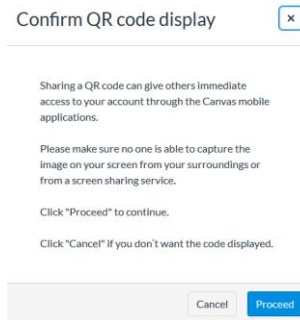
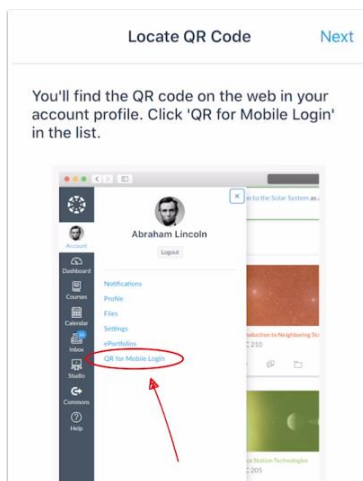


Before Opening the App

1. Open your created parent paired account (not your student's account) from a web browser.
<https://pearland.instructure.com/login/canvas>
2. Click on **Account** under the Canvas logo.

Open QR Login

3. Click on the **QR for Mobile Login** link.
4. Click **Proceed** on the next screen.



Download & Open the App

5. From the homepage of the app, select **QR Login** (NOT Find School)
6. Hold your phone up to your computer screen to scan the QR code. Once the code is located, the app will update automatically.

