




Pearland ISD Technology recommends setting your child’s picture as the lock screen background, so that they can easily tell one device from another. This is especially helpful for on-campus students, but can also assist staff members in returning a misplaced device back to the correct person.

To set a photo as the lock screen background:

- First, take a picture of the student with the iPad’s camera 
- Open Photos 
- tap on the photo taken, then click the Share icon 
- Tap “Use as Wallpaper,” then “Set Lock Screen”

